

GET SCHOOLED ON CYBERSECURITY:


ONLINE LEARNING SECURITY TIPS FOR STUDENTS & PARENTS

TIPS FOR STUDENTS




PROTECT PERSONAL INFORMATION

Personal information is any information that can be used to identify your name, address, phone number, usernames and passwords, pictures, birthday and social security number. If a stranger or someone you know asks you to share this information online, say no and stop talking to them. Immediately tell your parent or guardian who asked for it.




CHECK BEFORE YOU DOWNLOAD

Talk to your parents before you open an email attachment or download any software from the internet. These can sometimes cause viruses, which can make you unable to use your computer.




THINK BEFORE YOU CLICK

Remember what you learned about not accepting candy from strangers? Apply that to the online world as well. Do not click links in emails, text messages or chat boxes from people you do not know--and be suspicious of links sent from those you do know as well.




BLOCK THE BULLIES

If another student in your online class is making you feel uncomfortable, tell a trusted adult.



PROTECT YOUR COMPUTER

Be sure to keep your laptop or tablet close to you. When you're done using it for the day, put it in a safe place at home. Don't leave it by itself outside or in a public place.



MAKE PASSWORDS LONG & STRONG

Passwords are the keys to your accounts. The only people who need to know them are YOU and your parents or guardians. Not your brother, sister, best friend, or teacher - just you. Make a password in the form of a sentence you can remember, such as: "ILiket0EatIceCream0n\$undays!"